
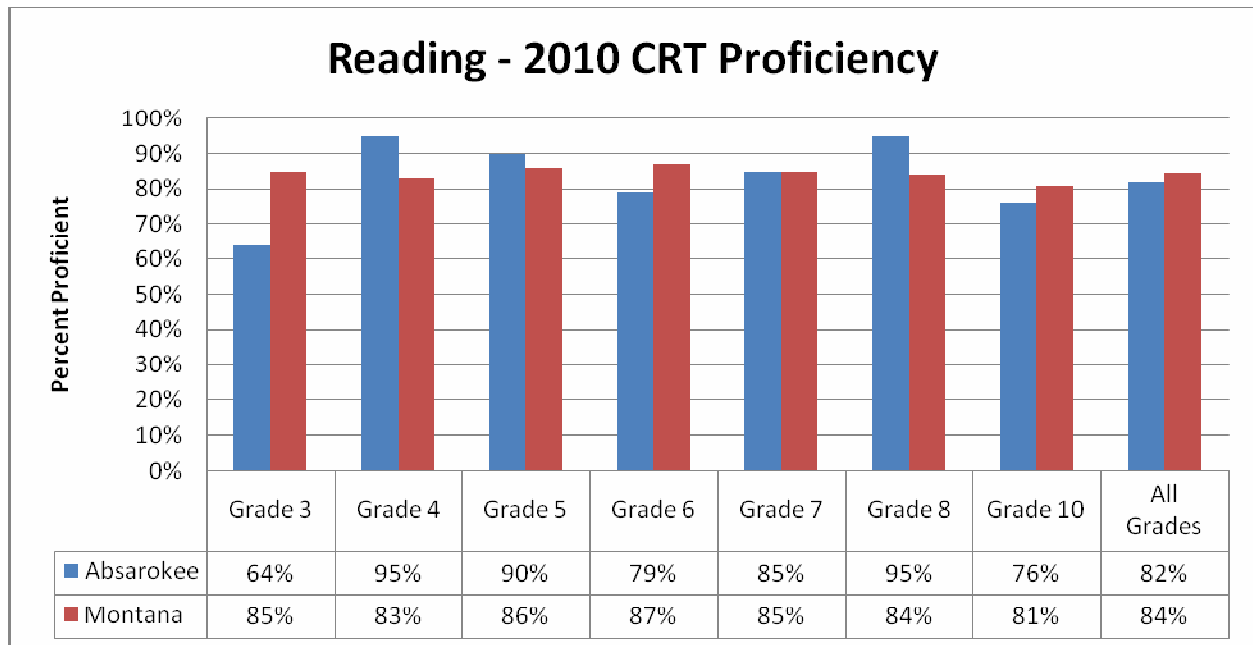
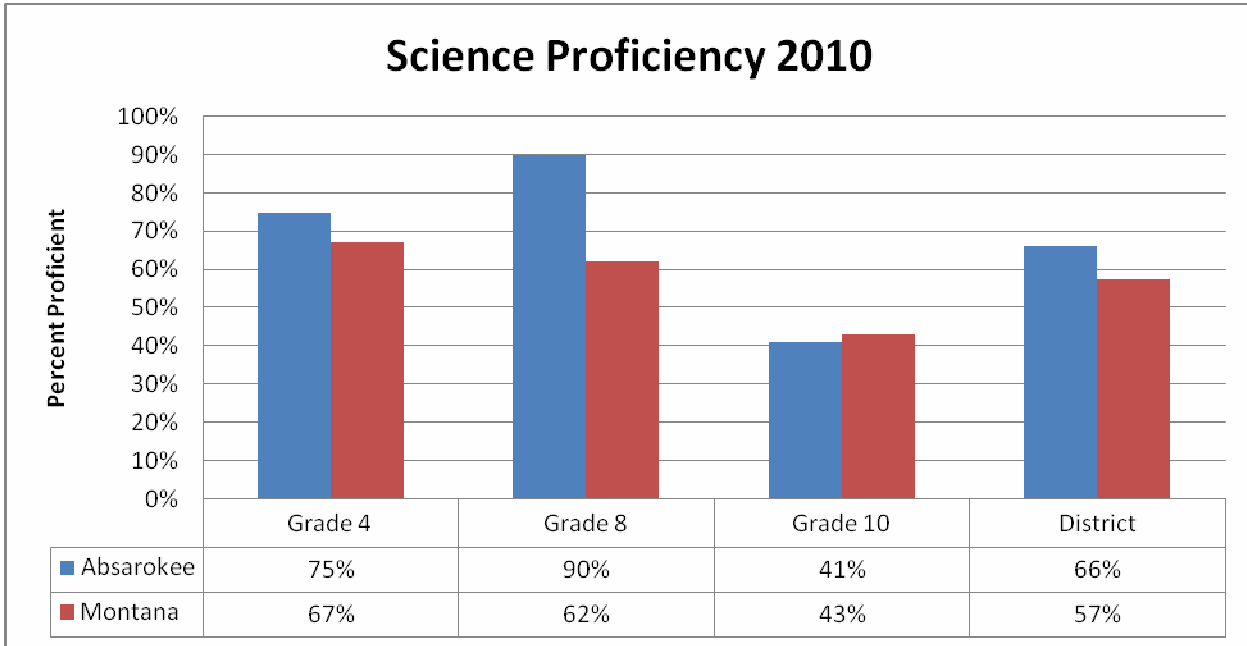


CRT Test Results

Reading, Math, and Science Proficiency Compared to Montana

The following charts represent the percent of proficient and advanced students in the district in 2010 compared to the same group in Montana. The results indicate that Absarokee was at or higher than the state profile in 2010 for reading in grades 4, 5, 7, and 8. Math results were at or higher than the state in grades 4, 5, & 8. Science results were at or higher than the state in grades 4 and 8.





Proficiency of All Students Tested Each Year

The following charts show the proficiency of all students tested each year from 2004 through 2010 in the district. Reading scores have shown a steady improvement each year rising to 82% proficient. Math scores have remained in the 55% to 61% proficient over the last five years. Science proficiency has risen 11% the last three years.

